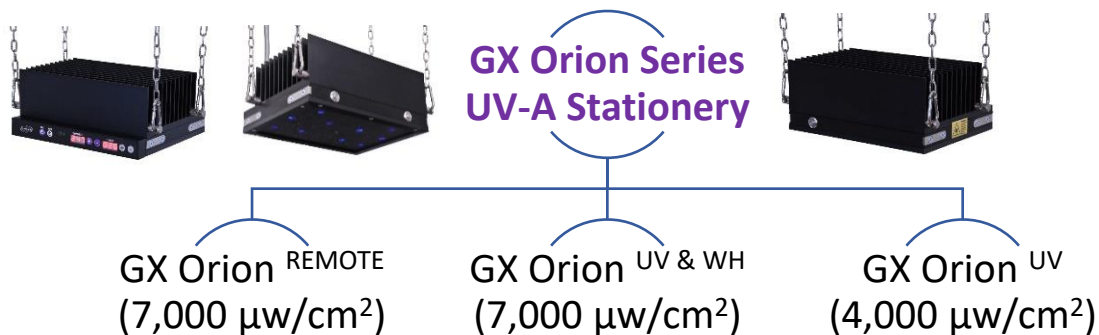


Accessories:	Part Number	GX Orion	BB 2.0 Mains	BB 2.0 Battery	MB 3.0 Mains	MB 3.0 Battery	UVG3 2.0 Series	UVG5 2.0 Series	Apollo Meter
UVG GOOSENECK ARM	A532						•		
MB GOOSENECK ARM	A533					•			
MB BELT HOLSTER	A504					•			
UVG RUBBER BUMPER	F107						•		
FLEXIBLE ARM	A536, A538, A541		•	•	•	•			
FRICITION ARM	A530		•	•	•	•			
OLYMPUS	A542		•	•	•	•	•	•	•
MB RUBBER BUMPER	F111				•	•			
FOOT PEDAL	A605 or A603	•							
POWER BUTTON	A606 or A604	•							
CABLE WINDER	F175		•						
MOUNTING YOKE	F800 & F801		•	•					
UV VISOR	S400	•	•	•	•	•	•		
MAGNET FOR PSU HOLDER	A601	•	•	•	•				
THUMB SCREWS	F105					•			



What is included with the Extension Unit:



What is included with the Mother Unit:



ACCESSORY PRODUCT PICTURE	PRODUCT DESCRIPTION	PRODUCT PART NUMBERS
	FOOT PEDAL – See attached data sheet	A605 or A603 - Foot Pedal for GX Series
	POWER BUTTON – See attached data sheet	A606 or A604 - Power Button for GX Series

MODEL COMPLIANCE:

L3100
L3101
L3102

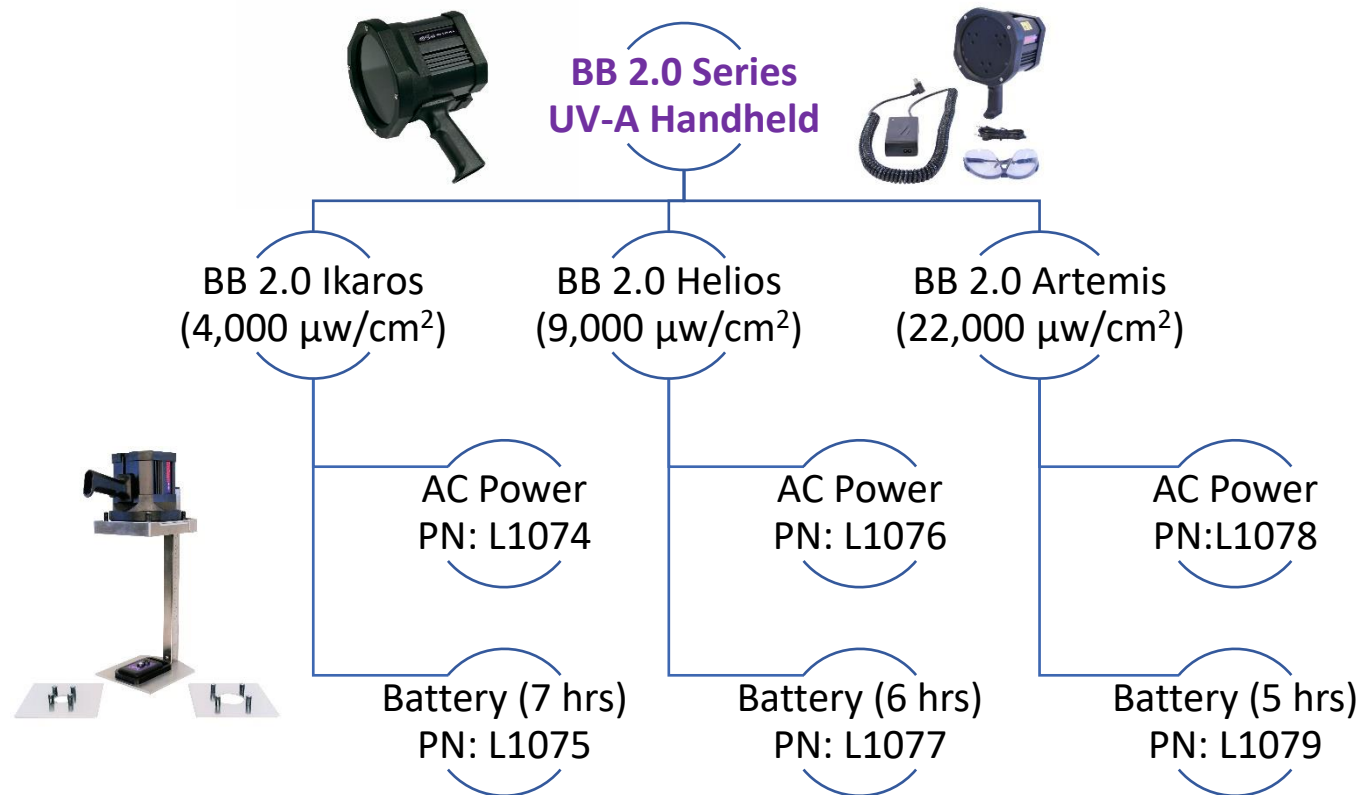
COMPLIES WITH
ASTM E3022-2018
Standard

L3102

COMPLIES WITH
Rolls-Royce RRES90061
Specification

COMPLIES WITH
Airbus AITM6-1001
Testing Method

COMPLIES WITH
USAF
Requirements



ACCESSORY PRODUCT PICTURE	PRODUCT DESCRIPTION	PRODUCT PART NUMBERS
	<p>FLEXIBLE ARM – This accessory can be mounted on a wall or other hard surface via screw holes on the black plate. The black plate also has a pocket for the power supply unit. It can be used to hold either the BB Series lights or the MB Series lights. Both the battery or mains versions of the BB Series (all models) can be mounted on a flexible arm but a handle adaptor is needed (F146). They are mounted via a round pin.</p>	<p>A536 - Flexible Arm for BB Series Units (Mains & Battery) – includes Handle Adaptor for BB Series (F146)</p>

MODEL COMPLIANCE:

L1074 **L1075**
L1076 **L1077**
L1078 **L1079**

COMPLIES WITH
ASTM E3022-2018
 Standard

L1074
L1075

COMPLIES WITH
Rolls-Royce RRES 90061
 Specification

COMPLIES WITH
Airbus AITM6-1001
 Testing Method

COMPLIES WITH
USAF
 Requirements

	<p>FRICTION ARM – This accessory can be used to hold all Labino handheld lights, BB Series, MB Series, UVG Series, MPXL lights.</p> <p>It comes with two clamps, one to mount the light one and one to mount on a bench or other hard surface. A tripod is also included that can replace the lower clamp.</p> 	<p>A530 - Friction Arm for BB Series and MB Series</p>
	<p>CABLE WINDER – This cable winder can be mounted on the ceiling or a wall. It is used to hold the BB Series Mains models. The extended cable length is 31 ft or 9.5 meters.</p>	<p>F175 – Cable Winder for BB Mains</p>
	<p>MOUNTING YOKE – The yoke, brackets and screws below can be used to mount a BB Series light or any MPXL light on a wall or wood surface.</p> 	<p>F800 & F801 – Mounting yoke with brackets and screws</p>

MODEL COMPLIANCE:

L1074 **L1075**
L1076 **L1077**
L1078 **L1079**

COMPLIES WITH
ASTM E3022-2018
 Standard

L1074
L1075

COMPLIES WITH
 Rolls-Royce RRES90061
 Specification

COMPLIES WITH
 Airbus AITM6-1001
 Testing Method

COMPLIES WITH
 USAF
 Requirements

MB 3.0 Series UV-A Handheld




MB 2.0 Poseidon
(Blue Light)

Hercules EX
PN: L3000



MB 2.0 Iris
PN: L2533



* with white light

MB 3.0 Hermes
(4,500 $\mu\text{w}/\text{cm}^2$)

MB 3.0 Zeus *
(4,500 $\mu\text{w}/\text{cm}^2$)

MB 3.0 Atlas
(9,000 $\mu\text{w}/\text{cm}^2$)

MB 3.0 Selene *
(9,000 $\mu\text{w}/\text{cm}^2$)

AC Power
PN: L121

AC Power
PN: L119

AC Power
PN: L125

AC Power
PN: L139

Battery Power
PN: L120

Battery Power
PN: L118

Battery Power
PN: L124

Battery Power
PN: L138

PN: L126 - MB 3.0 Atlas Battery
with Athena Spray can holder

PN: L140 - MB 3.0 Selene Battery
with Athena Spray can holder



MODEL COMPLIANCE:

L118 L124
L119 L125
L120 L138
L121 L139

COMPLIES WITH
ASTM E3022-2018
Standard









L118
L119
L120
L121

COMPLIES WITH
Rolls-Royce RRES 90061
Specification

COMPLIES WITH
Airbus AITM6-1001
Testing Method

L120
L121
L124
L125

COMPLIES WITH
USAF
Requirements

ACCESSORY PRODUCT PICTURE	PRODUCT DESCRIPTION	PRODUCT PART NUMBERS
	<p>ATHENA SPRAY CAN HOLDER – Athena can be used to hold all types of aerosol cans. It has a trigger and a mechanism to allow spraying of chemicals while irradiating the UV. Especially useful in yoke inspections.</p>	<p>A501 – Athena spray can holder only (if you already have a MB 3.0 Series). Part numbers for factory installed MB 3.0 Series with Athena are listed on the previous page.</p>
	<p>MB VARIABLE GOOSENECK ARM – The MB arm has a clamp at the lower part that mounts on a bench or a hard surface and a screw at the top especially designed to fit the MB series lights. The heavy-duty snake shape body allows the user to form any angle required to keep the MB facing a specific position.</p>	<p>A533 – MB Variable Gooseneck Arm</p>
	<p>MB BELT HOLSTER – This accessory fits all MB Series Battery units such as MB 3.0 Zeus, MB 3.0 Hermes and the Hercules. It has a pocket on the site to fit extra batteries. You can secure it on your regular belt.</p>	<p>A504 – MB Belt holster</p>
	<p>FLEXIBLE ARM – This accessory can be mounted on a wall or other hard surface via screw holes on the black plate. The black plate also has a pocket for the power supply unit. It can be used to hold either the BB Series lights or the MB Series lights. Only the MB Series mains models are mounted on a flexible arm, via a squared ½ inch pin.</p>	<p>A538 - Flexible Arm for MB Series Mains Units A541 - Flexible Arm for MB Series Battery Units</p>
	<p>FRICTION ARM – This accessory can be used to hold all Labino handheld lights, BB Series, MB Series, UVG Series. It comes with two clamps, one to mount the light one and one to mount on a bench or other hard surface. A tripod is also included that can replace the lower clamp.</p>	<p>A530 - Friction Arm for BB Series and MB Series</p> 
	<p>MB RUBBER BUMPER – The Rubber Bumper for the MB Series is mounted around the front bezel and protects the light from drops. It is penetrant resistant.</p>	<p>F111 – Rubber Bumper for MB Series</p>
	<p>THUMB SCREWS – Allows the battery compartment to open without a tool. Especially useful if a user is working on the field and has no tools available.</p>	<p>F105 – Thumb screws for MB Series (Battery)</p>

MODEL COMPLIANCE:

L118 L124
L119 L125
L120 L138
L121 L139

COMPLIES WITH
ASTM E3022-2018
Standard

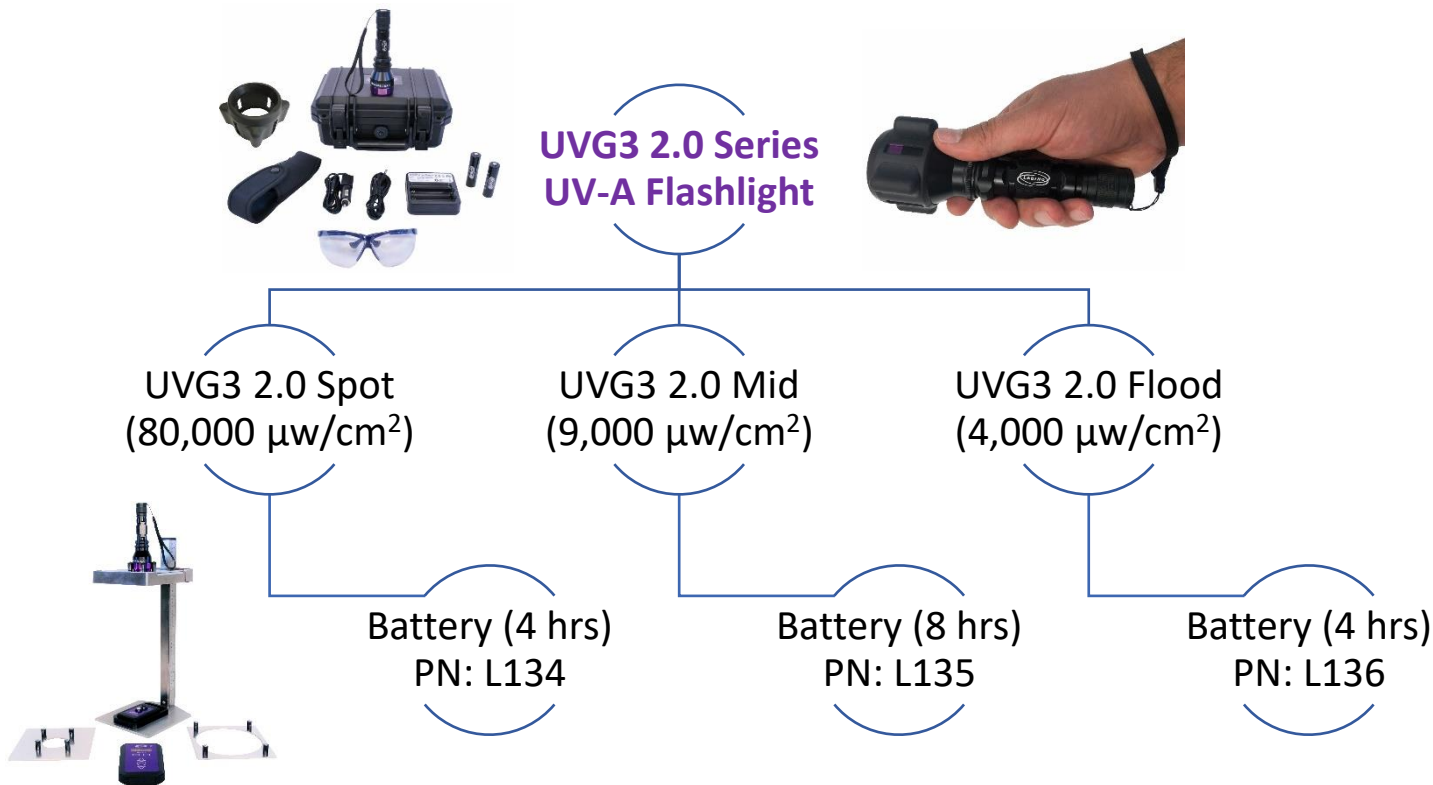
L118
L119
L120
L121



COMPLIES WITH
Rolls-Royce RRES 90061
Specification

COMPLIES WITH
Airbus AITM6-1001
Testing Method

L120
L121
L124
L125

COMPLIES WITH
USAF
Requirements



ACCESSORY PRODUCT PICTURE	PRODUCT DESCRIPTION	PRODUCT PART NUMBERS
	UVG VARIABLE GOOSENECK ARM – The UVG arm has a clamp at the lower part that mounts on a bench or a hard surface and a clamp at the top especially designed to fit the UVG series torches. The snake shape body allows the user to form any angle required to keep the torch fixed on a specific position.	A532 – UVG Variable Gooseneck Arm
	UVG RUBBER BUMPER – The Rubber Bumper for the UVG Series is mounted around the front round bezel and protects the light from drops but also from rolling. It is penetrant resistant.	F107 – Rubber Bumper for UVG Series

MODEL COMPLIANCE:

L134
L135
L136

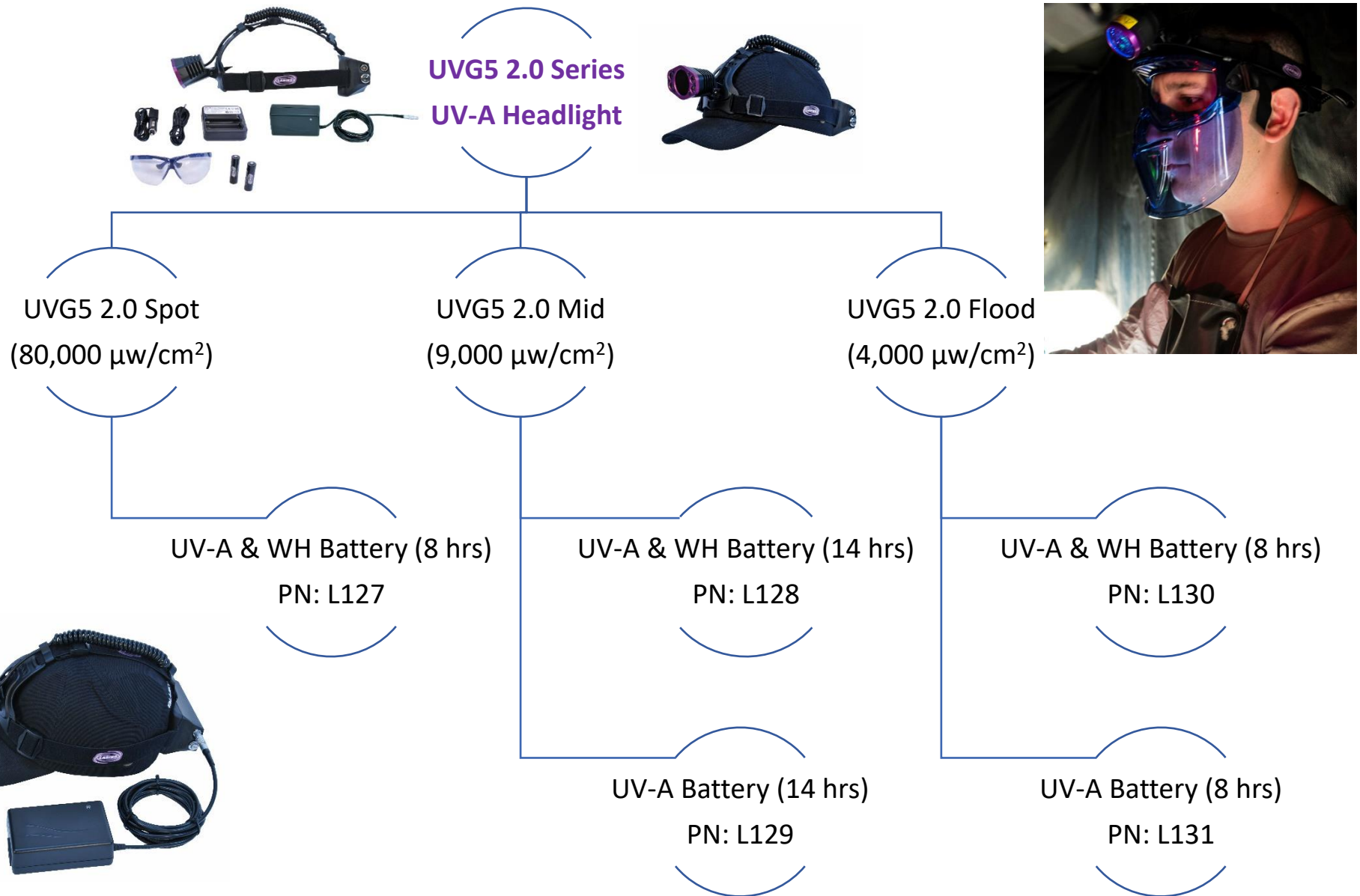
COMPLIES WITH
ASTM E3022-2018
Standard

L136

COMPLIES WITH
Rolls-Royce RRES 90061
Specification

COMPLIES WITH
Airbus AITM6-1001
Testing Method

COMPLIES WITH
USAF
Requirements



MODEL COMPLIANCE:

L127 **L130**
L128 **L131**
L129

COMPLIES WITH
ASTM E3022-2018
Standard

L130
L131

COMPLIES WITH
Rolls-Royce RRES 90061
Specification

COMPLIES WITH
Airbus AITM6-1001
Testing Method

COMPLIES WITH
USAF
Requirements

Apollo 2.0 UV & WH meter



Apollo 2.0 Single kit - PN: M505

Apollo 2.0 double kit - PN: M506







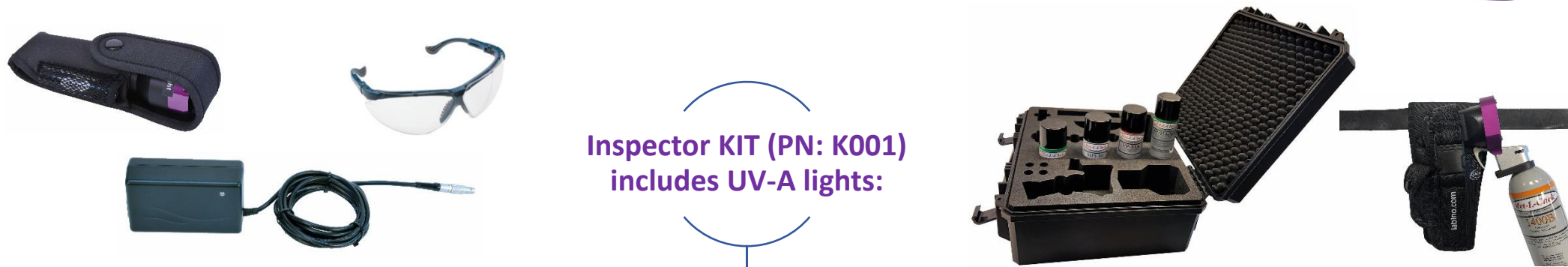
MODEL COMPLIANCE:

M505
M506

COMPLIES WITH
ISO 3059-12
Standard

MEASUREMENT AND SAFETY ACCESSORIES:

ACCESSORY PRODUCT PICTURE	PRODUCT DESCRIPTION	PRODUCT PART NUMBERS
	<p>OLYMPOS – Olympus measurement stand is a tool created to help NDT Technicians that claim compliance with any of the following standards: E3022-18, Rolls-Royce RRES 90061, Airbus AITM-1001, to stay in compliance, by conducting regular measurement checks on their lights at 15 inches (38 cm).</p>  <p>The Olympus measurement stand comes in 4 pieces, a stand that has a scale on the side and 3 different plates as above that all fit the various handheld lights manufactured by Labino. The small plate fits the UVG Series, the medium plate fits the MB Series and the large scale fits the BB Series.</p>	<p>A542 - Olympus Measurement Stand for Apollo 2.0</p>
	<p>UV BLOCK VISOR – Offers maximum possible protection from UV light.</p>	<p>S400 – UV Block Visor</p>
	<p>MAGNET FOR PSU HOLDER – The magnet mounts on the PSU holder and keeps the cables on a steel surface conveniently away from the actual inspection area.</p>	<p>A601 – Magnet for PSU holder</p>



MB 3.0 Zeus - L122

UVG3 2.0 Midlight - L135

UVG5 2.0 Midlight - L128

Apollo 2.0 UV & WH meter - PN: M505



NOTE 1: UV-A Lights can be replaced with other models within the same series upon request.

NOTE 2: US Airforce NDT Technicians should instead ask for **K002:** MB 2.0 Hermes with Athena (PN: L2531), UVG5 2.0 Midlight UV-A headlight (PN: L129), Apollo 1.0 (PN: M500). UVG3 2.0 Midlight (PN: L135) stays the same.

MODEL COMPLIANCE:

COMPLIES WITH
ASTM E3022-2018
Standard

COMPLIES WITH
Rolls-Royce RRES 90061
Specification

COMPLIES WITH
Airbus AITM6-1001
Testing Method

COMPLIES WITH
USAF
Requirements

COMPLIES WITH
ISO 3059-12
Standard