


LABQUIP

NDT

labquipndt.co.uk



Bendable, **versatile and fast**

DXR Flex 1025 and DXR Flex 1043:
Innovation combining image quality with
inspection efficiency and robustness

 **Waygate
Technologies**
a Baker Hughes business

DXR Flex 1025/1043

Our first bendable detectors

Flexible, Easy and Fast

Dedicated to industrial use, this customer driven design of the next generation of DXR Detectors offers a rugged reliability that perfectly matches the criteria for the inspection of a wide range of weldments.

Flexible: The new DXR Flex Detectors are designed to allow exposures from both sides of the detector: one side is flexible and therefore suitable for tubular contact radiography (DWSI) where the other side is rigid, supporting non-contact radiographic exposure techniques as well.

Easy: Each detector comes in a ruggedized casing with magnets for fast and easy weld access and industrialized shielding to protect against drops, knocks, and indirect radiation for extended life.

Fast: DXR Flex Detectors are battery operated and can be used in either wired or wireless communication mode to help simplify each inspection while driving productivity and adapting to any environment and/or location.

Main body: communication with sensor body and computer

- Reading pixel information generating digital image
- Communicate to sensor body: 3 m cable
- Communicate to computer: wireless / 50 m cable
- Convenient positioning against pipe/container with magnets
- Battery operated: 6 hrs operation
- Additional cover for protection against mechanical impact

Sensor body: scintillator capturing images

- Easy positioning through magnets
- Non-magnetic pipes: safe strapping without longitudinal stress on sensitive flexible TFT layers
- Easy carrying by operator
- Additional protection of the electronics
- Active area visibility: engraved markers on all sides
- Communicate to main body: 3 m cable
- High visibility in field



Easy handling

Possibility to combine sensor body and main body for carrying / setting-up. Simple disconnect through spring-loaded button.

The new DXR Flex is a perfect fit for a wide range of weld related applications

- pipeline weld inspection
- fabrication shop inspections (pipe spool, vessels, tanks,)
- weld inspection (piping)
- crack detection

and in a variety of market segments

- O&G
- Aerospace & Space
- Power
- Pulp & Paper
- Military & Defense

basically any weld application that currently utilizes conventional film

Compliant to following NDT standards for weld inspection:


- ISO/EN/NBN 176363-2
- ISO/EN/NBN 10893-7
- ASME V
- API 1104
- CSA Z 662
- JIS Z3104 / JIS G 0804




Fully integrated in Rhythm Insight software

Built on 15 years of experience and proven knowledge, Rhythm Insight RT offers a powerful, scalable, yet easy-to-use NDT acquisition and analysis platform, dedicated to industrial requirements, and powered by Flash!



- Intuitive user interface, right out of the box
- Touch user interface for optimal operation under all conditions
- Application-guided automation
- Powerful image quality validation tools
- ASTM E2339 DICONDE compliant
- Compliant with prevailing standards, including ASTM E2597/E2597M, ASTM E2698, ASTM E2737, ISO176363-2, GB/T 35388, NB/T 47013.11 etc.
- Powered by Flash! automatic image processing technology
- Always updated, never out of date



DXR Flex: FE 10mm – SWSI, X-Ray
ISO 17636-2 | Class B achieved | Powered by Flash!



DXR Flex: 16 inch SCH 30 – DWSI, Ir192
ISO 17636-2 | Class B achieved | Powered by Flash!



Optional accessories



Technical Specifications

	DXR Flex 1025	DXR Flex 1043
Model Seifert DXR Flex	Gadox	Gadox
Image Sensor	Flexible TFT: a-Si (Amorphous Silicon)	Flexible TFT: a-Si (Amorphous Silicon)
Pixel Pitch	99 µm	99 µm
Field of View	100 x 250 mm (4 x 10 inch)	100 x 430 mm (4 x 17 inch)
Grayscale	16 bit	16 bit
Maximum Exposure Time	180 sec	
Image acquisition Time (Wired)	Max. 1.5 sec	Max. 1.5 sec
Image acquisition Time (Wireless)	Max. 3.0 sec	Max. 3.0 sec
Rated Power Supply	Powered by AC-DC adaptor: DC 24 V, Max. 1.0 A Powered by a battery pack: DC 9 ~13.2 V, Max. 39.27 Wh Powered by AC-DC adaptor: DC 18 V, Max. 2.78 A	
Power Consumption	Max. 24 W	Max. 24 W
Operating Time	5.5 hours (when image is acquired), 6 hours (standby)	5.5 hours (when image is acquired), 6 hours (standby)
Dimensions (H x W x D) (Sensor body incl. Armor case)	515 x 264 x 40 mm (20.28 x 10.39 x 1.57")	692 x 264 x 40 mm (27.24 x 10.39 x 1.57")
Weight (Sensor body incl. Armor case)	2.6 kg (5.73 lbs)	2.9 kg (6.39 lbs)
Minimum bending diameter	152 mm (6 inch)	304 mm (12 inch)
Image Transfer	Wired: Gigabit Ethernet (1000BASE-T) via PoE (Power over Ethernet) Wireless: IEEE802.11a/b/g/n/ac (2.4 GHz / 5 GHz), 5 GHz is only available when asked and within regulation.	

Radiation hardness up to 450kV, and for Se and Ir isotopes.

Exposure possible from both sides.